

Supporting your Child with NWEA MAP Testing

CAN

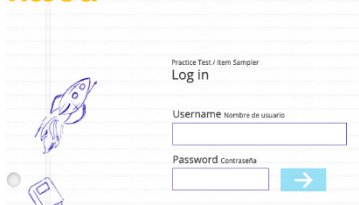
CANNOT




Help them with logging in to the Teams call and test.mapnwea.org/#/nopopup





Type in the Session Name & Password from the teacher here **nwea**



Show them how to select/click **their answer** and the blue button  that takes them to the next question.



Questions are read aloud to all students in K-1 by clicking the  icon in the top left. **Show them how to click that and tell them to listen closely.** Some students in 2-4 will have questions read aloud if they have the  icon in the top left of their screen.



Sit nearby to make sure they stay focused and work hard to show what **they** know. This test is not graded, so if your child begins to struggle, encourage them to do their best!



Ask the teacher for help with technology if you experience trouble getting the test started.



You **CANNOT** choose answers for them on the test or guide them to eliminate wrong answers. This test must reflect your child's current understanding.



You **CANNOT** translate, define, or rephrase words and questions on the test. It is okay if your child doesn't know the meaning of a word yet. That informs your child's teacher of how to best support them during instruction!



You **CANNOT** use additional resources to support, such as: phones, dictionaries, calculators, etc.



You **CANNOT** Read-Aloud



If your child does not have the icon in the top left of the screen, please **do not** read **any** part of the test to them.



You **CANNOT** turn off your  Teams call.

If your child experiences technical issues during the test, they need to be able to talk with the teacher. The teacher may also frequently check in with your child during testing.



Unless directed by your teacher, students should not leave the testing website until they finish their test

Please know these guidelines are in place so your child's teacher knows how to provide supports and resources they need!

For NWEA resources, including how to disable pop-up blockers, please visit:

<https://www.osceolaschools.net/Page/5943>